

# MOODLE

*Modular Object-Oriented Dynamic Learning Environment*

***By Olufade, F. Williams ONIFADE (Ph.D.)***



# What is MOODLE?

MOODLE (Modular object oriented  
Dynamic learning environment )

- It is a free source e-learning software platform
- Moodle can be used in many types of environments such as in education, training and development, and business settings.
- It is a learning management system (LMS, also called VLE).

# Features of MOODLE

Some of its features are:

- Assignment submission
- Discussion forum
- Files download
- Grading
- Moodle instant messages
- Online calendar
- Online news and announcement
- Online quiz



# Who uses Moodle?

- Universities
- High schools
- Primary schools
- Government departments
- Healthcare organisations
- Military organisations
- Airlines
- Oil companies
- Homeschoolers
- Independent educators
- Special educators etc.

# History of MOODLE

- Moodle was first developed by Martin Dougiamas, a computer scientist and educationist.
- The first version-Moodle 1.0 was released on 20<sup>th</sup> August 2002.
- It was developed to support a social constructionist epistemology of teaching and learning within Internet-based communities of reflective inquiry
- The latest version, Moodle 2.4, was released on December 3, 2012.



# General meanings of Moodle

- The Software.
- Moodle Pty Ltd-an Australian company which performs the majority of the development of the core Moodle platform.
- The Moodle Community - an open online network where users can interact through the Moodle community website to share ideas, code, information and free support.
- The Moodle Partner network, which forms the commercial arm of the Moodle environment

# Social Constructionism Ideology Used

- **All of us are potential teachers as well as learners - in a true collaborative environment we are both.**
- **We learn particularly well from the act of creating or expressing something for others to see.**
- **We learn a lot by just observing the activity of our peers.**
- **By understanding the contexts of others, we can teach in a more transformational way (constructivism)**
- **A learning environment needs to be flexible and adaptable, so that it can quickly respond to the needs of the participants within it.**



# Philosophy used

Moodle structure is guided by social constructionist pedagogy approach. The four most paramount are listed below:

## **Constructivism**

- People actively **construct** new knowledge as they interact with their environments.

## **Constructionism**

- Learning is particularly effective when constructing something for others to experience.

## **Social constructivism**

- People construct knowledge for one another, collaboratively creating a small culture of shared artifacts with shared meanings.





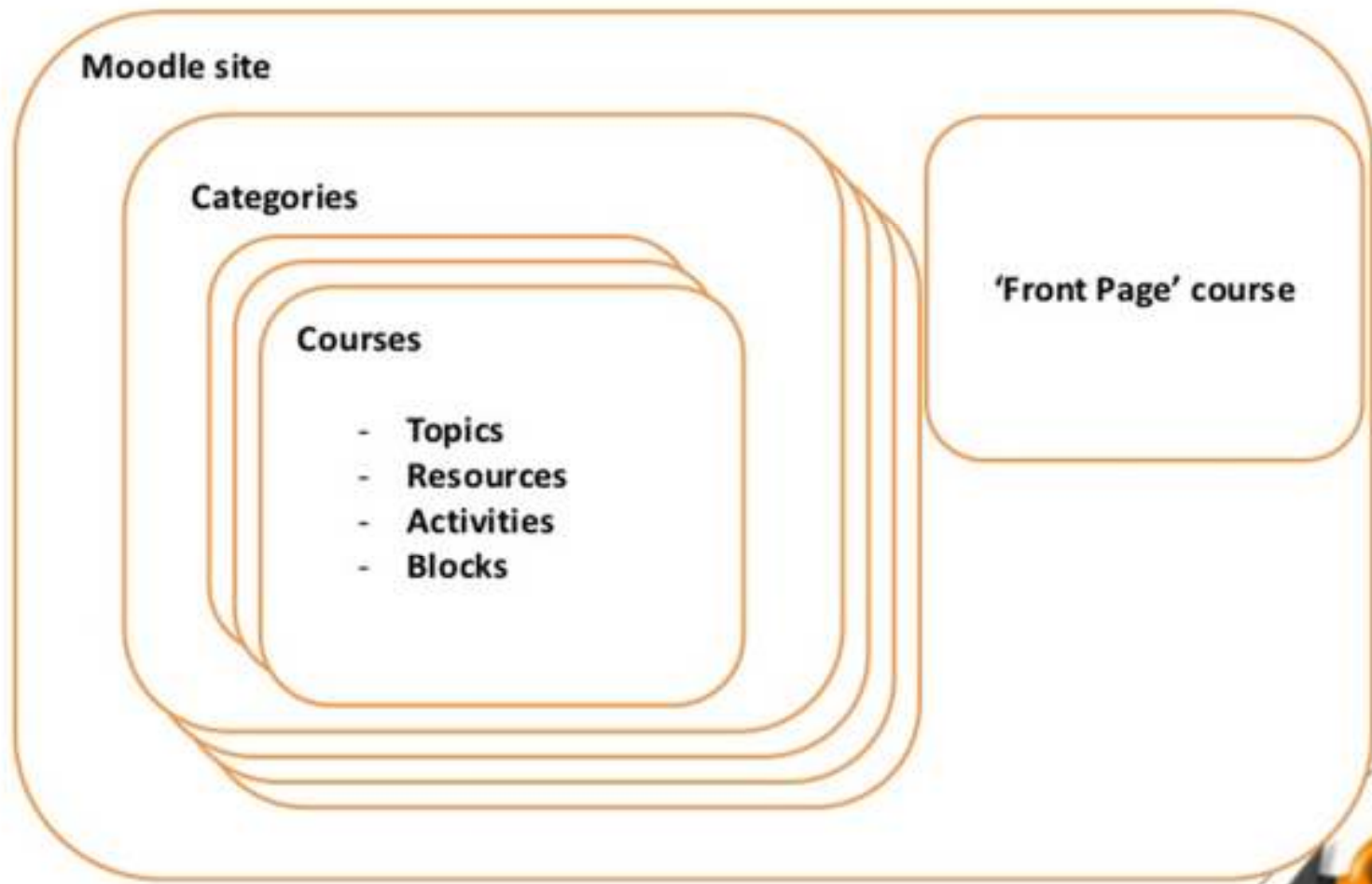
# Philosophy contd

## Connected and separate

- This idea looks deeper into the motivations of individuals within a discussion:
- **Separate** behaviour is when someone tries to remain 'objective' and 'factual', and tends to defend their own ideas using logic to find holes in their opponent's ideas.
- **Connected** behaviour is a more empathic approach that accepts subjectivity, trying to listen and ask questions in an effort to understand the other point of view.
- **Constructed** behaviour is when a person is sensitive to both of these approaches and is able to choose either of them as appropriate to the current situation.
- In general, a healthy amount of connected behaviour within a learning community is a very powerful stimulant for learning, not only bringing people closer together but promoting deeper reflection and re-examination of their existing beliefs.

# Structure of MOODLE

## A Moodle Instance – structurally speaking





# Context in Moodle?

Context is a place where roles can be allocated

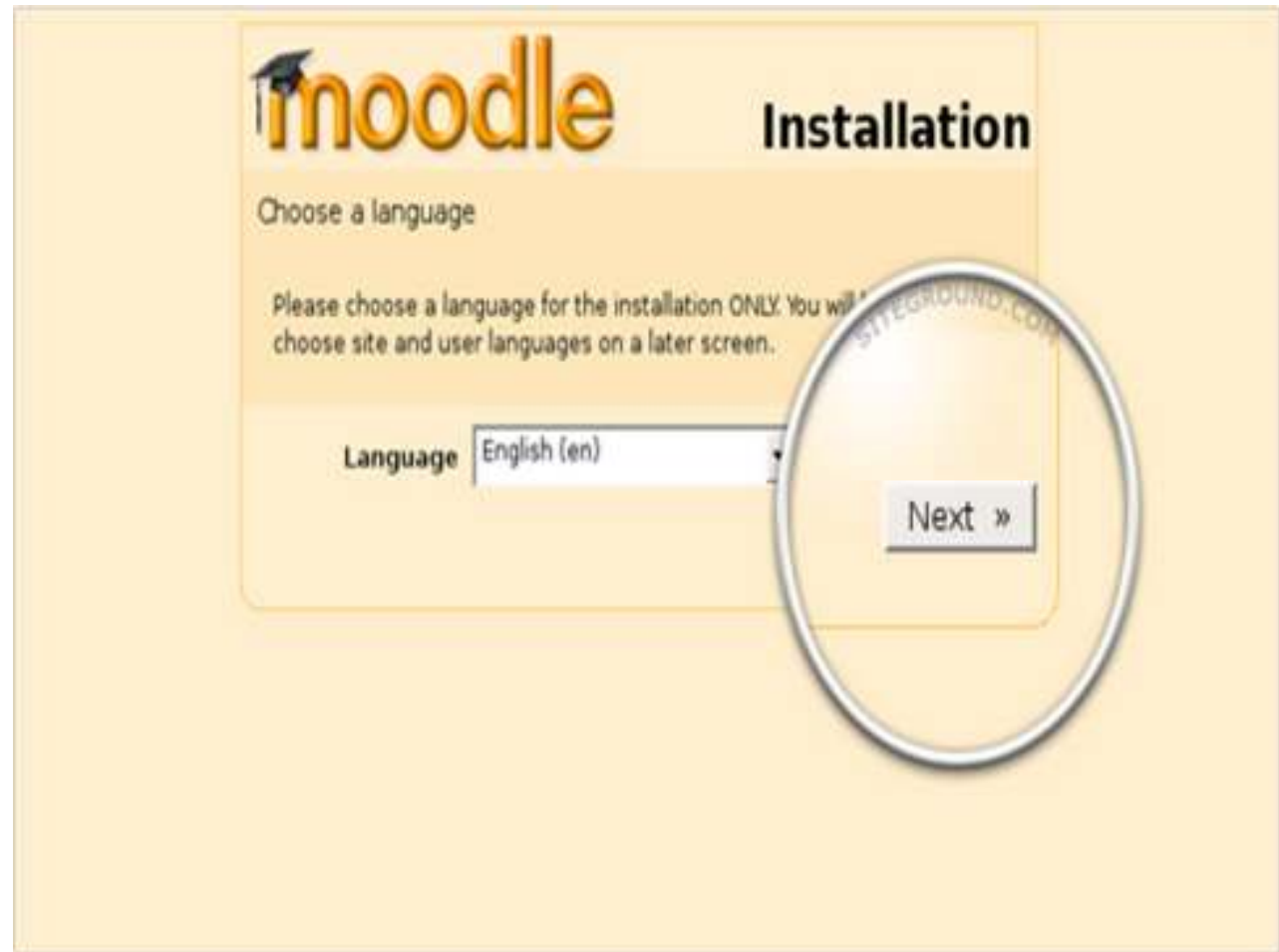
- The Site
- Front Page
- Categories
- Courses
- Resources
- Activities
- Blocks

# How to install MOODLE

- Download a current version from <http://download.moodle.org>
- unpacking the archive.
- Copy the files to your web server documents directory
- Set up your web server
- Create a database named moodle
- Install moodle with installer script or from command line

*-seek technical supports for further clarity.*

# Moodle Interface



The screenshot shows the Moodle installation interface. At the top left is the Moodle logo, which consists of a graduation cap icon above the word "moodle" in a stylized, lowercase font. To the right of the logo is the word "Installation" in a bold, black, sans-serif font. Below the logo and title, the text "Choose a language" is displayed. A larger block of text reads: "Please choose a language for the installation ONLY. You will choose site and user languages on a later screen." Below this text is a dropdown menu labeled "Language" with "English (en)" selected. To the right of the dropdown menu is a button labeled "Next »". A large, silver, oval-shaped magnifying glass is positioned over the "Next »" button, highlighting it. A faint watermark "SITEGROUND.COM" is visible in the background of the installation screen.

# Activities in MOODLE

Username*	<input type="text" value="admin"/>
New password* ?	<input type="password"/> <input type="checkbox"/> Unmask
Force password change ?	<input type="checkbox"/>
First name*	<input type="text" value="Admin"/>
Surname*	<input type="text" value="User"/>
Email address*	<input type="text"/>
Email display	<input type="text" value="Allow everyone to see my email address"/>
Email activated	<input type="text" value="This email address is enabled"/>
City/town*	<input type="text"/>
Select a country*	<input type="text" value="Select a country..."/>
Timezone	<input type="text" value="Server's local time"/>
Preferred language	<input type="text" value="English (en)"/>
Description ?	

# Activities in MOODLE



# Activities in MOODLE


The screenshot displays the Moodle 'Weekly outline' interface. On the left, a navigation sidebar includes sections for 'People' (with 'Participants' link), 'Activities' (with 'X ↑ ↓ →' icon), 'Search Forums' (with 'X ↑ ↓ →' icon), and 'Administration' (with 'X ↑ ↓ →' icon). The 'Administration' section lists options such as 'Turn editing off', 'Settings', 'Assign roles', 'Grades', 'Groups', 'Backup', 'Restore', 'Import', 'Reset', 'Reports', and 'Questions'. The main content area is titled 'Weekly outline' and shows a calendar view with dates like '3 March' and '27 March - 2 April'. Each date entry includes a text area for a summary and two dropdown menus labeled 'Add a resource...' and 'Add an activity...'. A circular magnifying glass is centered over the 'Edit summary' button, which is highlighted with a yellow background.





# Activities in MOODLE


**Edit course settings**


General

















Category  Moodle Tutorial ▾

Full name\*  Course1

Short name\*  CF101


Course ID number 

Summary\* 

Trebuchet ▾ | 1 (8 pt) ▾ |  ▾ | Lang ▾ | **B** / *I* / U / **S** |  |  |  |  |  |  |  |  |  |  |  |  |  |  |  | 

Write a concise and interesting paragraph here that explains what this course is about.

Path:



# Completed Sample Design

St Michael's Church of England High School  
Headteacher: Mrs J Weston BA PGCE NPSO  
*A Church of England Academy*  
*Performing Arts College*

Excellence within a  
Christian context



**Moodle**

Log in

Username

Password

[Lost password?](#)

**Eco-Schools**



Click the pics for the full story

PARENT ZONE

CALENDAR

REVISION ADVICE

WEEKLY PRAYERS

WORSHIP

ANDREA'S PLACE

TUTORIAL ZONE

SCHOOL COUNCIL

HEALTHY LIVING

Upcoming Events



**Thank you**